

3-axle mega sliding tarpaulin platform semitrailer coil



Product benefits

- Low corrosion, high-quality aluminium body components, tested according to EN 12642 XL
- Reinforced frame construction for coil transports of 27 t at centre of gravity across minimum 2,000 mm load length
- Coil recess with useful length of approx. 7,400 mm, with 5 pairs of integrated racks, for coil diameters up to 2,100 mm
- Stacker-bearing recess cover made from 27 mm resin-coated plywood with trussing
- Perforated external frame (starting approx. 3,000 mm from front wall) with approx. 100 mm hole spacing, 40/25 mm slot according to DIN EN 12640 and 20 pairs of recessed 2.5 t lashing points/rings, and an additional 5 pairs of 4 t lashing points in the recess area on the external frame
- Internal height extendible by 60 mm via lifting roof, thus providing greater load height
- Manually operated hydraulic lifting roof, 400 mm elevation for loading and unloading
- Installation of axles from well-known manufacturers such as SAF or BPW
- OPTIONAL: Coil recess with longitudinal reinforcement braces for slit strips

Product details

TYPE DESIGNATION

3-AXLE LIGHTWEIGHT LARGE-SCALE SLIDING TARPAULIN PLATFORM

SEMITRAILER RH40 - COIL

For transporting lattice box pallets according to DIN 15155

WEIGHTS

Gross train weight (perm.): 40 t

Gross weight (techn.): 39 t

Axle assembly load (techn.): 27 t

Fifth-wheel load (techn.): 12 t

Tare weight: approx. 7.4 t

DIMENSIONS

Internal platform length: approx. 13,620 mm

Internal platform width: approx. 2,480 mm

Total width: 2,550 mm

Load space internal height: approx. 3,010 mm

Lateral loading height below guide rail: approx. 2,855 mm

Internal width between guide rails: approx. 2,490 mm

Portal loading height: approx. 2,910 mm

Portal loading width: approx. 2,480 mm

Loading height: approx. 40 mm over fifth-wheel height

FRAME

Lightweight welded steel frame construction in special low design, reinforced for point loading = coil transport (27 t at centre of gravity across min. 2,000 mm length)

Frame with wheel housings over wheels

Replaceable 2" kingpin (EC installation dimension,

width across corners: 2,040 mm)

Perforated external frame (starting approx. 3,000 mm from front wall) with approx. 100 mm hole spacing, 40/25 mm slot according to DIN EN 12640 and 20 pairs of recessed 2.5 t lashing points/rings, and an additional 5 pairs of 4 t lashing points in the recess area on the external frame

CHASSIS

Air suspension with lifting and lowering device, approx. 250 mm (approx. +180/-70 mm)

Automatic adjustment of driving level from 15 km/h

air suspension unit with low-maintenance 370 mm disc brake axles

3 x 9 t rigid, wheelbase 2 x 1,310 mm

Tyres :

6 x 435/50 R 19.5 160J, Goodyear Fuelmax T

6 steel wheel rims 14.00 x 19.5, 10-hole, with rim offset, silver

SUPPORT FIXTURES

Mechan. 2 x 12 t special support jacks, single-sided operation and thrust compensation, manufacturer as per factory specifications

BRAKE SYSTEM

Brake system according to EC Directive 71/320 or E CE R13

Two-line brake

EBS - electronic brake system

Wabco 2S2M = one axle sensed

RSS - stability program

Spring-loaded parking brake on 2 axles

Aluminium air tank

FLOOR

Up to approx. 3,400 mm length at front made from 30 mm resin-coated plywood, followed by 27 mm resin-coated plywood to frame end, flush with external frame

ELECTRICAL EQUIPMENT

24 V lighting system according to EC Directive 76/756/E WG

2 seven-chamber tail lights in underride protection

LED side marker lights

2 clearance lamps

2 contour lights on underride protection

2 x 7-pin and 1 x 15-pin socket

PAINTWORK

Blasted with steel granulate, treated with zinc dust primer and spray painted with 2-component acrylic paints for commercial vehicles (standard RAL or truck colour)

Plastic and hot-dip galvanised parts unpainted,
powder-coated attachments/installation parts black

Reflective contour marking strips across entire length of sides and all-round contour marking at rear (white on sides and red at rear by default), according to ECE 48

ACCESSORIES

Rear markings as per ECE standards (horizontal on rear doors/rear wall)

ATTACHMENTS

Rear crash guard with portal post protection and lower post reinforcement

Wheel chock(s) as per regulations

1 x retractable step unit at rear right

12 short plastic mudguards with spray protection according to Austrian regulations

Aluminium tarpaulin mounting strips bolted on both sides of external frame

Aluminium underride protection, coated white

Side impact protection made from aluminium profiles as per regulations, coated black

1 spare wheel bracket for spare semitrailer wheel (on right after axle)

1 plastic toolbox, lockable, unpainted , on left after axle

SIDE WALLS/SLIDING TARPAULIN

Fixed aluminium hollow profile front wall, 2,550 mm, with 2 centre supports,

2 lashing rings inside for load securing

Closed with tarpaulin over front wall, in same colour as side tarpaulin

Front wall reinforced inside with galvanised steel plate, approx. 650 mm high

Plastic sliding tarpaulins on both sides with load certification according to Code XL; welded horizontal and vertical strap reinforcements incl. turnbuckles as well as front and rear bolt locks, openable on all 4 corners, with ratchet tensioner at rear,

tarpaulin sealed against external frame,

tarpaulin manufacturer as per factory specifications, tarpaulin colour according to availability

Aramid-reinforced plastic roof tarpaulin, translucent

Bolted portal at rear with aluminium corner posts, upper crossbeam with forward-sliding cover, incl. fully opening double door in profile design covering entire load space height, each leaf equipped with 2 internal espagnolettes

COIL RECESS

Useful length: approx. 7,400 mm - standard version according to VDI 2700 for coil diameters of 900 to max. 2,100 mm,

with stacker-bearing cover made from 27 mm resin-coated plywood with trussing

4 pairs of racks = 1 x at front, 1 x approx. 1,540 mm, 1 x 3,380 mm, 1 x 5,030 mm, incl. 2 pairs of tubular safety supports, 90 x 90 x 4 mm, useful height: approx. 1,700 mm

Inclinations on both sides made from 24 mm resin-coated plywood

POSTS/COVER

2 fixed aluminium corner posts at front, bolted, protruding from sides

3 centre posts on left in direction of travel, movable across entire length, for lifting roof incl. Expander lifting aid

3 centre posts on right in direction of travel, movable across entire length, for lifting roof incl. Expander lifting aid

3 additional post pockets on both sides

4 rows of slat pockets, 1st pocket row at bottom 460 mm, spacing approx. 160/600/600 mm, with 4 rows of aluminium pointed slats 100/25 mm

Manually operated hydraulic lifting roof, 400 mm elevation, with lever operation on corner posts, for loading and unloading (portal doors must be opened)

Versus sliding cover with plastic brackets, forward-sliding with automatic elevation = pushed together in loading area, with vertical and horizontal guide rollers = smooth operation

Aluminium pallet guide rail profile on both sides for sliding tarpaulins and posts, design height 195 mm

Control rod for sliding tarpaulin (bracket on interior side protection)


Product impressions



Low corrosion, high-quality aluminium body components, tested according to EN 12642 Code XL



Reinforced frame construction for coil transports of 30 t at centre of gravity across minimum of 2,000 mm load length




Loading example - coil transport




Coil recess with useful length of approx. 7,400 mm, with 5 pairs of integrated racks, for coil diameters up to 2,100 mm



Stacker-bearing recess cover made from 27 mm resin-coated plywood with trussing



Up to approx. 3,400 mm length at front made from 30 mm resin-coated panels, followed by 27 mm resin-coated plywood to frame end, flush with external frame



Perforated external frame (starting approx. 3,000 mm from front wall) with approx. 100 mm hole spacing, 40/25 mm slot according to DIN EN 12640 and 20 pairs of recessed 2.5 t lashing points/rings, and an additional 5 pairs of 4 t lashing points in the recess area on the external frame



Manually operated hydraulic lifting roof, 400 mm elevation for rapid loading and unloading

